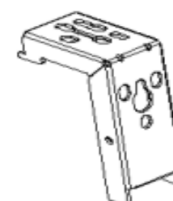
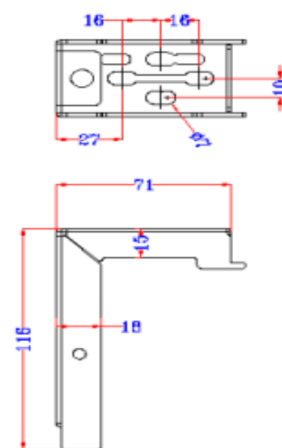
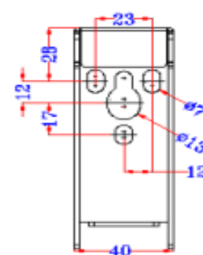
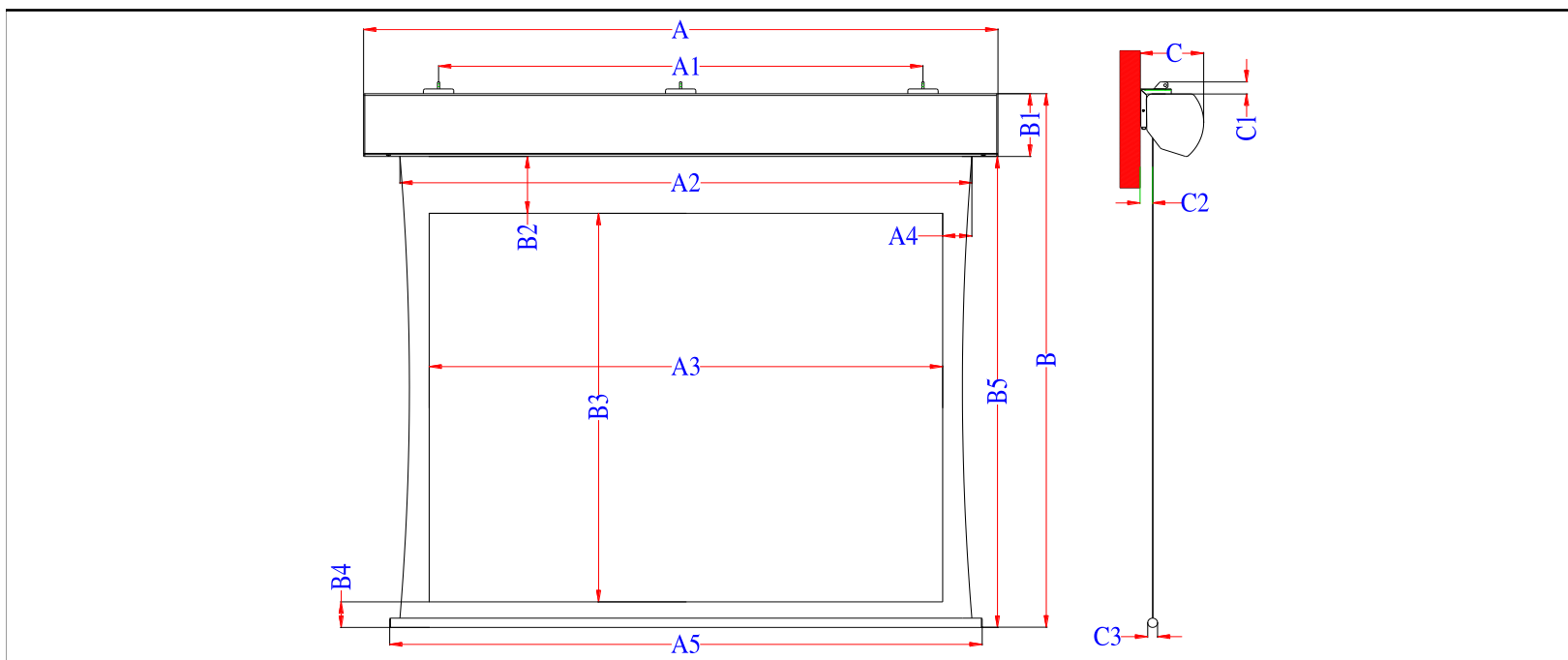


Elite Screens Daywalker Motorized Series Dimension Table (with black boarder)

Unit: mm																	
Models	Screen Diag. & Aspec Ratio	Case L (A)	Ceimg bracket hole distance (A1)	Screen W (A2)	View W (A3)	L/R black masking (A4)	Weight Bar L (A5)	Overall H without Ceiling Bracket (B)	Case H(B1)	Top black masking (B2)	View H (B3)	Bottom black masking (B4)	Screen H(B5)	End cap W with ceiling bracket(C)	Ceiling Bracket H (C1)	Screen Material to Wall Distance (C2)	Weight bar diameter (C3)
DW92XHD3-E12	92"16:9	2412	1912	2197	2037	80	2272	1693	122	305	1146	120	1571	118	40	35	21
DW100XHD3-E12	100"16:9	2590	2090	2374	2214	80	2450	1792	122	305	1245	120	1670	118	40	35	21
DW110XHD3-E12	110"16:9	2810	2310	2595	2435	80	2670	1917	122	305	1370	120	1795	118	40	35	21
DW120XHD3-E12	120"16:9	3032	2532	2817	2657	80	2892	2041	122	305	1494	120	1919	118	40	35	21
DW135XHD3-E12	135"16:9	3364	2864	3149	2989	80	3224	2228	122	305	1681	120	2106	118	40	35	21
DW92NXD3-E12	92"16:10	2357	1857	2142	1982	80	2217	1786	122	305	1239	120	1664	118	40	35	21
DW100NXD3-E12	100"16:10	2530	2030	2314	2154	80	2390	1893	122	305	1346	120	1771	118	40	35	21
DW110NXD3-E12	110"16:10	2744	2244	2529	2369	80	2604	2028	122	305	1481	120	1906	118	40	35	21
DW120NXD3-E12	120"16:10	2960	2460	2745	2585	80	2820	2162	122	305	1615	120	2040	118	40	35	21
DW135NXD3-E12	135"16:10	2383	1883	3068	2908	80	2243	2364	122	305	1817	120	2242	118	40	35	21

Note: Data Error may be ± 1 "



Models	Packing dimension				
	N.W (KGS)	G.W (KGS)	L	W	H
DW92XHD3-E12	14,95	19,76	2640	220	200
DW100XHD3-E12	16,05	21,35	2810	220	200
DW110XHD3-E12	17,45	22,33	3040	220	200
DW120XHD3-E12	18,75	24,63	3260	220	200
DW135XHD3-E12	20,68	26,42	3590	230	200
DW92NXD3-E12	14,85	18,76	2584	220	200
DW100NXD3-E12	15,84	20,38	2755	220	200
DW110NXD3-E12	17,07	21,90	2970	220	200
DW120NXD3-E12	18,31	23,54	3185	220	200
DW135NXD3-E12	20,15	25,96	3505	220	200